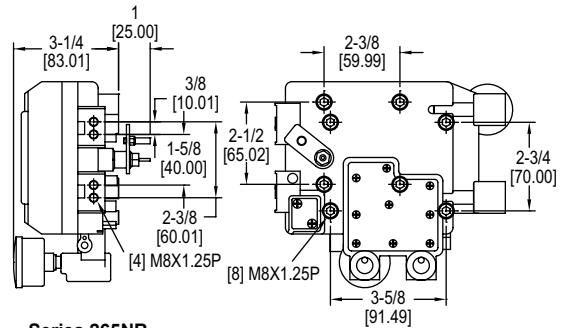
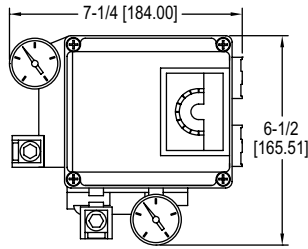
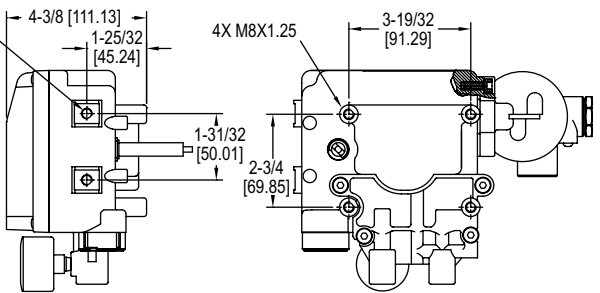
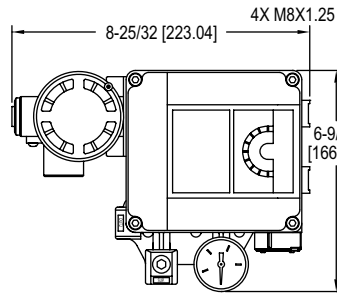


PRECISOR® II PNEUMATIC AND ELECTRO-PNEUMATIC POSITIONERS

Rotary Operation, Field Selectable Cam Design, 316 Stainless Steel Models



Series 265NR



Series 265ER

Proximity Series 265 Precisor® II Pneumatic and Electro-Pneumatic Positioners combine outstanding performance with an extremely low price, making it an exceptional value for industrial applications. Rotary valves with single or double acting pneumatic actuators can be precisely controlled, such as our ball and butterfly valves. The Precisor® II positioner proportionally modulates the valve from either an electric 4-20 mA or pneumatic 3 to 15 psig input signal, based on the model chosen and is user-selectable for single or double action. Its rugged, durable design makes it ideal for use in harsh environments, while maintaining precise, accurate positioning of the control elements. Includes a bracket for mounting onto actuators with NAMUR standard connections, and features a versatile linear cam for direct action, reverse action, or split ranges.

BENEFITS/FEATURES

- Field selectable cam for direct or reverse acting
- User selectable for single or double action
- Highly visible indicator for local indication
- IP66 enclosure rating

APPLICATIONS

- Rotary valves with single or double acting pneumatic actuators

| MODEL CHART | | | |
|-------------|--------------|------------|-----------|
| Model | Input | Lever Type | Enclosure |
| 265NR-D5 | 3 to 15 psig | NAMUR | Aluminum |
| 265ER-D5 | 4-20 mA | NAMUR | Aluminum |

| ACCESSORIES | |
|-------------|---|
| Model | Description |
| A-228 | SS steel flex hose, 12" (30.48 cm) L, 1/8" male NPT connections |
| A-332 | Brass adaptor, 1/8" female NPT to 1/4" male NPT |

SPECIFICATIONS

Input Signal: Pneumatic: 3 to 15 psig (0.2 to 1 bar); Electro-pneumatic: 4-20 mA DC.
Input Impedance: 250 ±15 Ω (265ER only).
Enclosure Material: Aluminum diecasting or 316 SS.
Air Supply: 20 to 101 psig (1.4 to 7.0 bar).
Air Supply Connection: 1/4" NPT.
Gage Connection: 1/8" NPT.
Electrical Connection: Screw terminal.
Conduit Connection: 1/2" NPT (265ER only).
Linearity: ±2% FS.
Hysteresis: 1% FS.
Sensitivity: ±0.5% FS.
Repeatability: ±0.5% FS.
Air Consumption: 0.10 SCFM (3 LPM) at 20 psig (1.4 bar) supply.
Flow Capacity: 28 SCFM (80 LPM) at 20 psig (1.4 bar) supply.
Stroke: 0 to 90°.
Enclosure Rating: IP66.
Temperature Limits: -4 to 158°F (-20 to 70°C).
Weight: 265NR: 3.1 lb (1.7 kg); 265ER: 6.2 lb (2.8 kg).
Agency Approvals: CE (265ER only).



Pneumatic hosing and fittings

Hosing and fittings for connecting positioners, current to pressure transducers, air filter gauges and other accessories to pneumatic actuated valves.