



- Various versions of ammeters, for Ex i circuits and Ex e enclosures
- Quick comparison of measured values using externally adjustable red pointer on the device
- Selection of various current measuring ranges from 0 to 20 mA or 4 to 20 mA

E4

## MY R. STAHL 8402B



R. STAHL Series 8402C6 ammeters are installed in enclosures with Ex e type of protection. They provide measured values for the current in Ex i circuits which can be quickly compared with the target values via a red pointer affixed on the outside. The devices use a moving iron movement with accuracy class 2.5.

	IEEx / ATEX					
Zone	0	1	2	20	21	22
Installation in		•	•		•	•

Selection Table					
Product description	Moving coil ammeter Direct measuring for Ex i electrical circuits Ammeter				
Scale	Movement	Product Type	Art. No.	Weight	
0 to 20 mA	0 to 20 mA	8402C6-020	262236	220 g	
0 to 100%	0 to 20 mA	8402C6-020	267133	220 g	
0 to 100%	4 to 20 mA	8402C6-420	267110	220 g	
4 to 20 mA	4 to 20 mA	8402C6-420	262237	220 g	

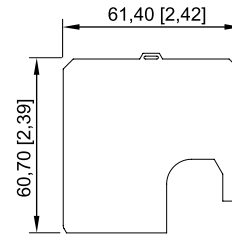
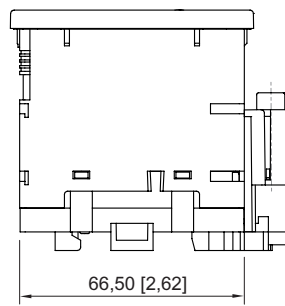
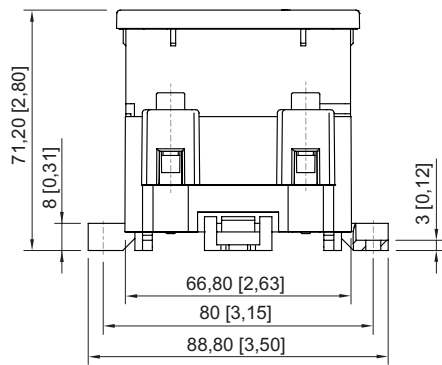
Technical Data	
Explosion Protection	
Area of application	European Union (ATEX) IECEX
IECEX gas explosion protection	Ex ib IIC T6 ... T4 Gb
ATEX gas explosion protection	Ⓔ II 2 G Ex ib IIC T6 ... T4 Gb
Certificates	ATEX (SIQ), Brazil (ULB), IECEX (SIQ), Korea (KTL)
Safety Data	
Internal capacitance $C_i$	0 nF
Internal inductance $L_i$	90 $\mu$ H
Electrical Data	
Rated insulation voltage	300 V
Rated operational current for AC	0.02 A
Internal resistance $R_i$	3 $\Omega$
Max. short-circuit current	160 mA
Overload capacity	without

Technical Data	
Ambient Conditions	
Ambient temperature	-40 °C ... +40 °C (T6) -40 °C ... +55 °C (T5) -40 °C ... +70 °C (T4)
Use at the height of	2000 m
Degree of pollution	3
Mechanical Data	
Degree of protection (IP)	IP54
Degree of protection (IP) terminals	IP20
Enclosure material	Polyamide
Silicone-free	Yes
Pane material	Glass
Terminals	Screw connector (strain-relief clamp)
Min. connection cross section, solid	1 mm <sup>2</sup>
Max. connection cross section, solid	6 mm <sup>2</sup>
Min. connection cross-section, finely stranded	1 mm <sup>2</sup>
Max. connection cross-section, finely stranded	4 mm <sup>2</sup>
Stripping length	10 mm
Max. tightening torque	1.5 N · m
Accuracy class	2.5
Mounting / Installation	
Mounting	Variant 1: Engage on DIN rail Variant 2: Mounting with screws on mounting plate
Mounting orientation	Vertical

Spare Parts			
Figure	Description	Art. No.	Weight
Calotte			
	Calotte [2.83 x 2.83 inch]; IP66	155942	75 g
Push-in scale according to specification			
	<b>Mandatory information at 0 to 20 mA</b> A <sub>2</sub> , B, D A <sub>2</sub> = measuring range starting value B = measuring range end value D = unit	265188	10 g
	<b>Mandatory information at 4 to 20 mA</b> A <sub>1</sub> , A <sub>2</sub> , B, D A <sub>1</sub> = zero point A <sub>2</sub> = measuring range starting value B = measuring range end value D = unit	302951	10 g

Dimensional Drawings (All Dimensions in mm [inches]) – Subject to Alterations

E4



Push-in scale for ammeters and voltmeters Series 8402, 8403, 8404 and 8407

