



- Various versions of ammeters, for Ex e enclosures
- Quick comparison of measured values using externally adjustable red pointer on the device
- Selection of various current measuring ranges

E4

MY R. STAHL 8405B



R. STAHL Series 8405C6 ammeters are installed in enclosures with Ex e type of protection. They provide measured values for the current which can be quickly compared with the target values via a red pointer affixed on the outside. The devices use a moving iron movement with accuracy class 2.5.

	IECEx / ATEX					
Zone	0	1	2	20	21	22
Installation in		•	•			

Selection Table						
Product description Overload scale		Moving iron ammeter Direct measuring 2x				
Scale	Movement	Rated operational current for AC	Overload capacity	Product Type	Art. No.	Weight
0 to 1/2 A	0 to 1 A	1 A	50 x I _N 1 sec	8405C6-1-2	262952	140 g
0 to 4/8 A	0 to 4 A	4 A	50 x I _N 1 sec	8405C6-4-2	262955	140 g
0 to 10/20 A	0 to 10 A	10 A	50 x I _N 1 sec	8405C6-10-2	262958	140 g
0 to 15/30 A	0 to 15 A	15 A	30 x U _N 1 sec	8405C6-15-2	262959	140 g
Product description Overload scale		Moving iron ammeter For transducer 2x				
Scale	Movement	Rated operational current for AC	Overload capacity	Product Type	Art. No.	Weight
without	0 to 1 A	1 A	50 x I _N 1 sec	8405C6-1T-2	262953	140 g
without	0 to 5 A	5 A	50 x I _N 1 sec	8405C6-5T-2	262956	140 g
Product description Overload scale		Moving iron ammeter For transducer 5x				
Scale	Movement	Rated operational current for AC	Overload capacity	Product Type	Art. No.	Weight
without	0 to 1 A	1 A	50 x I _N 1 sec	8405C6-1T-5	262954	140 g
without	0 to 5 A	5 A	50 x I _N 1 sec	8405C6-5T-5	262957	140 g

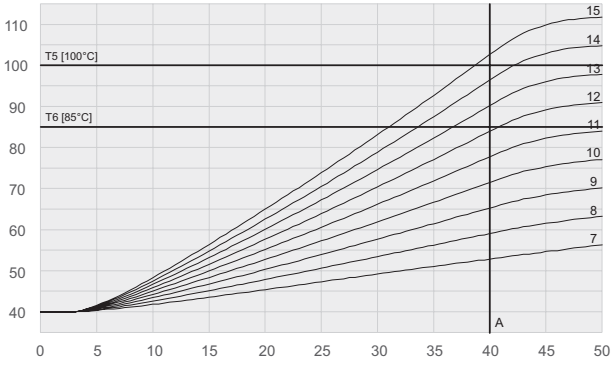
Moving iron ammeter for transducer: Please order scales separately
Lens not included in the delivery

Technical Data			
Variant	8405C6-...	8405C6-10-2	8405C6-15-2
Explosion Protection			
Area of application	European Union (ATEX) IECEX	European Union (ATEX) IECEX	European Union (ATEX) IECEX
IECEX gas explosion protection	Ex eb IIC T6 ... T4 Gb	Ex eb mb IIC T6 ... T4 Gb	Ex eb mb IIC T6 ... T4 Gb
IECEX firedamp protection	Ex eb I Mb	Ex eb mb I Mb	Ex eb mb I Mb
ATEX gas explosion protection	Ⓔ II 2 G Ex eb IIC T6 ... T4 Gb	Ⓔ II 2 G Ex eb mb IIC T6 ... T4 Gb	Ⓔ II 2 G Ex eb mb IIC T6 ... T4 Gb
ATEX firedamp protection	Ⓔ I M2 Ex eb I Mb	Ⓔ I M2 Ex eb mb I Mb	Ⓔ I M2 Ex eb mb I Mb
Certificates	ATEX (SIQ), Brazil (ULB), IECEX (SIQ), Korea (KGS)	ATEX (SIQ), Brazil (ULB), IECEX (SIQ), Korea (KGS)	ATEX (SIQ), Brazil (ULB), IECEX (SIQ), Korea (KGS)
Electrical Data			
Rated insulation voltage	690 V	690 V	690 V
Frequency	50/60 Hz AC, DC	50/60 Hz AC, DC	50/60 Hz AC, DC
Power dissipation	0.67 VA	0.67 VA	0.67 VA
Ambient Conditions			
Ambient temperature	-40 °C ... +40 °C (T6) -40 °C ... +55 °C (T5) -40 °C ... +70 °C (T4)	-40 °C ... +40 °C (T6) -40 °C ... +55 °C (T5) -40 °C ... +70 °C (T4)	-40 °C ... +40 °C (T6) -40 °C ... +55 °C (T5) -40 °C ... +70 °C (T4)
Ambient temperature note	T6: $-40\text{ °C} \leq T_{\text{amb}} \leq +40\text{ °C}$ T5: $-40\text{ °C} \leq T_{\text{amb}} \leq +55\text{ °C}$ T4: $-40\text{ °C} \leq T_{\text{amb}} \leq +70\text{ °C}$	T6: $-40\text{ °C} \leq T_{\text{amb}} \leq +40\text{ °C}$ T5: $-40\text{ °C} \leq T_{\text{amb}} \leq +55\text{ °C}$ T4: $-40\text{ °C} \leq T_{\text{amb}} \leq +70\text{ °C}$	T6: $-40\text{ °C} \leq T_{\text{amb}} \leq +40\text{ °C}$ T5: $-40\text{ °C} \leq T_{\text{amb}} \leq +55\text{ °C}$ T4: $-40\text{ °C} \leq T_{\text{amb}} \leq +70\text{ °C}$
Use at the height of	2000 m	2000 m	2000 m
Degree of pollution	3	3	3
Notes	Temperature class depending on the starting current (overload – time); see online at r-stahl.com. WebCode 8405B		
Mechanical Data			
Degree of protection (IP)	IP54	IP54	IP54
Degree of protection (IP) terminals	IP20	IP20	IP20
Enclosure material	Polycarbonate	Polycarbonate	Polycarbonate
Silicone-free	No	No	No
Pane material	Glass	Glass	Glass
Terminals	Screw connector (strain-relief clamp)	Screw connector (strain-relief clamp)	Screw connector (strain-relief clamp)
Min. connection cross section, solid	2,5 mm ²	2,5 mm ²	4 mm ²
Max. connection cross section, solid	10 mm ²	10 mm ²	10 mm ²
Max. connection cross-section, finely stranded	6 mm ²	6 mm ²	6 mm ²
Accuracy class	2.5	2.5	2.5
Max. tightening torque	1.5 N · m	1.5 N · m	1.5 N · m
Stripping length	10 mm	10 mm	10 mm
Mounting / Installation			
Mounting	Variant 1: Engage on DIN rail Variant 2: Mounting with screws on mounting plate (assembly accessories included in delivery)	Variant 1: Engage on DIN rail Variant 2: Mounting with screws on mounting plate (assembly accessories included in delivery)	Variant 1: Engage on DIN rail Variant 2: Mounting with screws on mounting plate (assembly accessories included in delivery)
Mounting orientation	Vertical	Vertical	Vertical

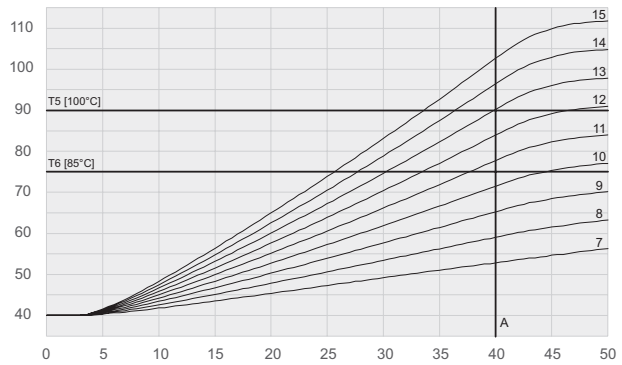
Technical Drawings – Subject to Alterations

E4

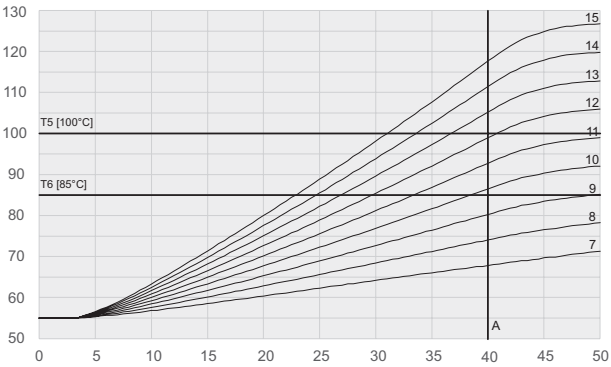
8405/6-1T-5-Ta = 40°C



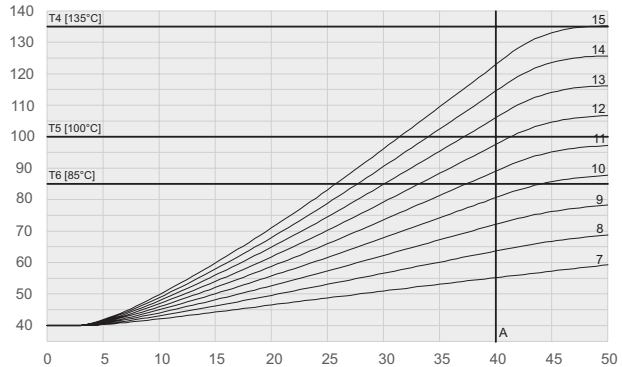
8405/6-1T-5-Ta = 50°C



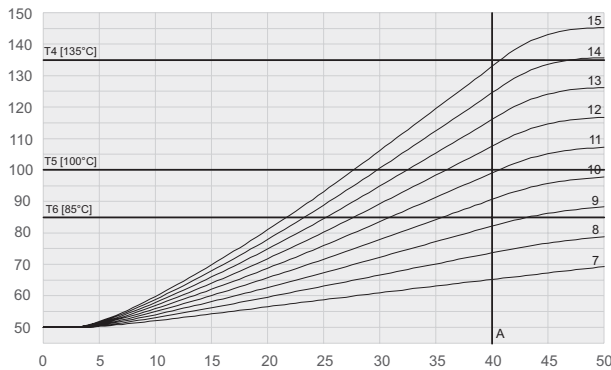
8405/6-1T-5-Ta = 55°C



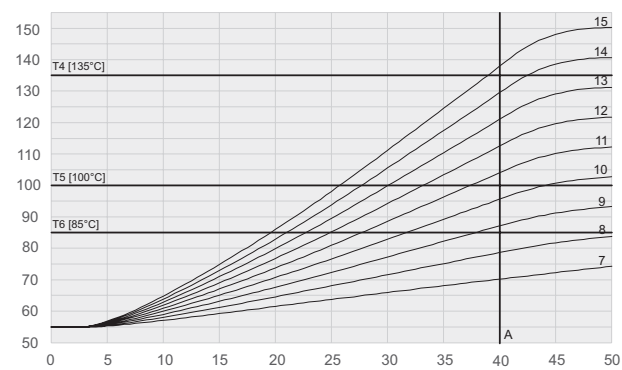
8405/6-5T-5-Ta = 40°C




8405/6-5T-5-Ta = 50°C



8405/6-5T-5-Ta = 55°C



Spare Parts

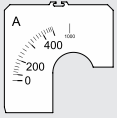
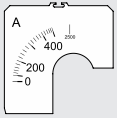
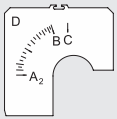
Figure	Description	Art. No.	Weight
	Calotte [2.52 x 2.52 inch]; IP66	155940	70 g

Spare Parts				
Figure	Description		Art. No.	Weight
Push-in scales				
	Overload: 2 times	Scale: 0 to 1 A	265871	1 g
	Overload: 5 times	Scale: 0 to 1 A	265824	1 g
	Overload: 2 times	Scale: 0 to 2 A	265825	1 g
	Overload: 5 times	Scale: 0 to 2 A	265826	1 g
	Overload: 2 times	Scale: 0 to 5 A	265827	1 g
	Overload: 5 times	Scale: 0 to 5 A	265828	1 g
	Overload: 2 times	Scale: 0 to 10 A	265829	1 g
	Overload: 5 times	Scale: 0 to 10 A	265830	1 g
	Overload: 2 times	Scale: 0 to 15 A	265832	1 g
	Overload: 5 times	Scale: 0 to 15 A	265831	1 g
	Overload: 2 times	Scale: 0 to 20 A	265833	1 g
	Overload: 5 times	Scale: 0 to 20 A	265834	1 g

Spare Parts				
Figure	Description		Art. No.	Weight
Push-in scales				
	Overload: 2 times	Scale: 0 to 25 A	265835	1 g
	Overload: 5 times	Scale: 0 to 25 A	265836	1 g
	Overload: 2 times	Scale: 0 to 30 A	265837	1 g
	Overload: 5 times	Scale: 0 to 30 A	265838	1 g
	Overload: 2 times	Scale: 0 to 40 A	265839	1 g
	Overload: 5 times	Scale: 0 to 40 A	265840	1 g
	Overload: 2 times	Scale: 0 to 50 A	265851	1 g
	Overload: 5 times	Scale: 0 to 50 A	265852	1 g
	Overload: 2 times	Scale: 0 to 60 A	265853	1 g
	Overload: 5 times	Scale: 0 to 60 A	265854	1 g
	Overload: 2 times	Scale: 0 to 75 A	265855	1 g
	Overload: 5 times	Scale: 0 to 75 A	265856	1 g

Spare Parts

Figure	Description	Art. No.	Weight
Push-in scales			
	Overload: 2 times Scale: 0 to 100 A	265857	1 g
	Overload: 5 times Scale: 0 to 100 A	265858	1 g
	Overload: 2 times Scale: 0 to 150 A	265859	1 g
	Overload: 5 times Scale: 0 to 150 A	265860	1 g
	Overload: 2 times Scale: 0 to 200 A	265861	1 g
	Overload: 5 times Scale: 0 to 200 A	265862	1 g
	Overload: 2 times Scale: 0 to 250 A	265863	1 g
	Overload: 5 times Scale: 0 to 250 A	265864	1 g
	Overload: 2 times Scale: 0 to 300 A	265865	1 g
	Overload: 5 times Scale: 0 to 300 A	265866	1 g
	Overload: 2 times Scale: 0 to 400 A	265867	1 g
	Overload: 5 times Scale: 0 to 400 A	265868	1 g

Spare Parts				
Figure	Description	Art. No.	Weight	
Push-in scales				
	Overload: 2 times Scale: 0 to 500 A	265869	1 g	
	Overload: 5 times Scale: 0 to 500 A	265870	1 g	
Push-in scale according to specification				
	Mandatory information: A ₂ = measuring range starting value B = measuring range end value C = overload value D = unit	265261	2 g	

Dimensional Drawings (All Dimensions in mm [inches]) – Subject to Alterations

