



- Different voltage ranges according to EN 60309
- Large temperature range of use
- High mechanical impact and shock resistance
- Perfect protection against penetration of liquids and dusts
- 3D data for download on the website
- Appropriate Series 8571/22 plug

## MY R. STAHL 8571U



R. STAHL Series 8571/21 SolConeX receptacles are an explosion-protected electrical device. It is approved for use in hazardous areas which are classified acc. to. NEC 505 for Division or Zone. The high degree of protection guarantees the highest level of protection against the penetration of dust and/or water in any application position. Self-cleaning lamellar contacts provide optimum contact and the plugs can be inserted and removed in the zero position quickly and easily. The load disconnect switch, with mechanical locking device and a handle that can be locked in the 0 or I position, is an additional safety feature.

	NEC® 500 CE Code Appendix J					
	Class I		Class II		Class III	
Division	1	2	1	2	1	2
Ex interface						
Installation in		•	•	•	•	•

	CE Code Section 18 NEC® 505   NEC® 506					
	Class I					
Zone	0	1	2	20	21	22
Ex interface						
Installation in		•	•		•	•

	IECEX / ATEX					
	Zone	0	1	2	20	21
Ex interface						
Installation in		•	•		•	•

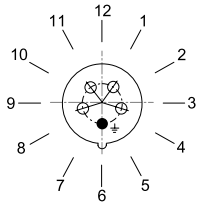
Selection Table									
Product description									
Wall-mounting receptacle 30 A									
Figure	Detailed number of poles	Coding (clock hour position)	Rated operational voltage AC	Color code	Frequency range	Horsepower rating	Product Type	Art. No.	Weight lb
	3-pole, 4 wire	5	600 V AC	Black	50 / 60 Hz	25 hp	8571/21-405-S-51-0-00-XXX	294381	4.41 lb
		7	480 V AC	Red	50 / 60 Hz	20 hp	8571/21-407-S-51-0-00-XXX	294382	4.41 lb
		9	200 ... 250 V AC	Blue	50 / 60 Hz	10 hp	8571/21-409-S-51-0-00-XXX	294383	4.41 lb
	4-pole, 5 wire	5	347 to 400/600 V AC	Black	50 / 60 Hz	25 hp	8571/21-505-S-51-0-00-XXX	294358	4.85 lb
		7	277/480 V AC	Red	50 / 60 Hz	20 hp	8571/21-507-S-51-0-00-XXX	294359	4.85 lb
		9	120/208 ... 144/250 V AC	Blue	50 / 60 Hz	10 hp	8571/21-509-S-51-0-00-XXX	294360	4.85 lb

Technical Data	
Explosion Protection	
Area of application	European Union (ATEX) Canada IECEX USA
FMus certificate	FM21US0070X
cFM certificate	FM21CA0045X

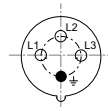
Technical Data	
<b>Explosion Protection</b>	
cFM certificate	FM21CA0045X
Marking FMus	Class I, Div. 2, Groups A,B,C,D; Class II, III, Div. 1, Groups E,F,G, Enclosure Type 3, 4, 4X Class I, Zone 1, AEx db eb IIC T6 ... T5 Gb; Zone 21, AEx tb IIIC T76 °C Db
Marking cFM	Ex db eb IIC Gb; Class I, Div. 2, Groups A,B,C,D; Class II, III, Div. 1, Groups E,F,G, Enclosure Type 3, 4, 4X Ex tb IIIC T76 °C Db
IECEX gas explosion protection	Ex db eb IIC T6 ... T5 Gb
IECEX dust explosion protection	Ex tb IIIC T76 °C Db
ATEX gas explosion protection	Ⓜ II 2 G Ex db eb IIC T6 ... T5 Gb
ATEX dust explosion protection	Ⓜ II 2 D Ex tb IIIC T76 °C Db
Certificates	ATEX (PTB), Brazil (ULB), Canada (FM), IECEX (PTB), Korea (KTL), Taiwan (ITRI), USA (FM)
Ship approval	DNV
<b>Electrical Data</b>	
Rated operational current	30 A
<b>Device Specific Data</b>	
Back-up fuse with thermal protection	63 A gG
Back-up fuse without thermal protection	35 A gG
<b>Ambient Conditions</b>	
Ambient temperature	-58 °F to +149 °F
Ambient temperature	-50 °C to +65 °C
Notes	For further information, see the operating instructions.
<b>Mechanical Data</b>	
Enclosure type (NEMA250)	3, 4, 4X
Degree of protection IP (IEC 60529)	IP66
IP degree of protection (IEC 60079)	IP64
Enclosure material	Polyamide, Glass fiber reinforced
Silicone-free	No
Connection cross-section AWG single stranded	1 x AWG 14 ... 2 x AWG 8
Solid connection cross-section	1 x 2.5 mm <sup>2</sup> ... 2 x 10 mm <sup>2</sup>
Finely stranded connection cross-section AWG	1 x AWG 14 ... 2 x AWG 10
Finely stranded connection cross-section	1 x 2.5 mm <sup>2</sup> ... 2 x 6 mm <sup>2</sup>
Impact strength (IEC 60079)	7 J
Impact strength (IEC 62262)	IK10
Lockable in	in 0- and I-position
Interlock	Prevents the plug from being pulled under load
<b>Components</b>	
Cable entry note	Entry 1: Bottom left Entry 2: Bottom right
Entry 1 model	can be ordered as an accessory
Entry 1	NPT 1"
Metal entry possible 1	Yes
Entry 2 model	CMP-767D M32
Entry 2 type	N-pl. br. stopping plug
Entry 2	M32 x 1.5
Metal entry possible 2	No
Notes	Metal insert: Contains a brass plate with threaded holes Cable gland position: Bottom (standard); acc. to order, can also be on the top or side

## Arrangement of earth contact sleeves

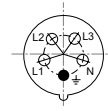
Position of clock hour position  
Example: 6 h position



## Arrangement of socket contacts and terminal markings



3 P + PE



3 P + N + PE

Arrangement of the socket contacts and terminal markings in the 6 h position  
(view from the front side of the shrouded socket outlet to the socket contacts)

## Accessories

Figure	Description	Product Type	Art. No.	Weight lb
Auxiliary contact optional, pluggable by the user, easy to retrofit				
	1 NC Max. 500 V AC, max. 110 V DC Max. 6 A 1 x AWG 20 to 2 x AWG 14, 1 x 0.5 to 2 x 2.5 mm <sup>2</sup> , solid/finely stranded	Assembly kit 8570/2 aux. contact NC	150688	0.04
	1 NO Max. 500 V AC, max. 110 V DC Max. 6 A 1 x AWG 20 to 2 x AWG 14, 1 x 0.5 to 2 x 2.5 mm <sup>2</sup> , solid/finely stranded	Assembly kit 8570/2 aux. contact NO	150690	0.44
	1 NO, gold-plated contact Max. 500 V AC, max. 110 V DC Max. 6 A 1 x AWG 20 to 2 x AWG 14, 1 x 0.5 to 2 x 2.5 mm <sup>2</sup> , solid/finely stranded	Assembly kit 8570/2aux. contact NO Au/Exi	150692	-
Dust cover for receptacles, series 8571				
	Retrofittable dust protection for 3-pole, 4 wire sockets	Dust cover 8571/11 4-pole	255005	0.02
	Retrofittable dust protection for 4-pole, 5 wire sockets	Dust cover 8571/11 5-pole	253117	0.02
Plug				
	plug, 3-pole, 4 wire, 600 V AC, 50 / 60 Hz, 30 A	8571/22-405-S-XX-X-XX-XXX	294405	1.1
	plug, 3-pole, 4 wire, 480 V AC, 50 / 60 Hz, 30 A	8571/22-407-S-XX-X-XX-XXX	294406	1.1
	plug, 3-pole, 4 wire, 200 to 250 V AC, 50 / 60 Hz, 30 A	8571/22-409-S-XX-X-XX-XXX	294407	1.1
	plug, 4-pole, 5 wire, 347 to 400/600 V AC, 50 / 60 Hz, 30 A	8571/22-505-S-XX-X-XX-XXX	294402	1.32
	plug, 4-pole, 5 wire, 277/480 V AC, 50 / 60 Hz, 30 A	8571/22-507-S-XX-X-XX-XXX	294403	1.32
	plug, 4-pole, 5 wire, 120/208 to 144/250 V AC, 50 / 60 Hz, 30 A	8571/22-509-S-XX-X-XX-XXX	294404	1.32

## Spare Parts

Figure	Description	Product Type	Art. No.	Weight lb
Repair set for receptacles series 8571				
	8571 3-pole, 4 wire, hinged cover repair set, black	Repair kit 8571 hinged cover 4-pole BK	275505	0.36
	8571 3-pole, 4 wire, hinged cover repair set, blue	Repair kit 8571 hinged cover 4-pole BU	275502	0.36
	8571 3-pole, 4 wire, hinged cover repair set, red	Repair kit 8571 hinged cover 4-pole RD	275504	0.36
	8571 4-pole, 5 wire, hinged cover repair set, black	Repair kit 8571 hinged cover 5-pole BK	275490	0.37
	8571 4-pole, 5 wire, hinged cover repair set, blue	Repair kit 8571 hinged cover 5-pole BU	275487	0.37
	8571 4-pole, 5 wire, hinged cover repair set, red	Repair kit 8571 hinged cover 5-pole RD	275489	0.37

