

- Ex i temperature transmitter can be configured for virtually any common sensor type
- Space savings due to a slim design – 12.5 mm wide
- Can be used up to SIL 2 (IEC/EN 61508)

07 b

MY R. STAHL 9282A



9282 series temperature transmitters for Ex i field circuits can be used to connect temperature sensors and potentiometers. The devices are easy to configure for virtually any sensor type by means of software. These sensor types include Pt100 sensors, thermocouples and potentiometers. These devices feature three-way galvanic separation.

	NEC® 500 CE Code Appendix J					
	Class I		Class II		Class III	
Division	1	2	1	2	1	2
Ex interface	•	•	•	•	•	•
Installation in		•				

	CE Code Section 18					
	NEC® 505			NEC® 506		
	Class I					
Zone	0	1	2	20	21	22
Ex interface	•	•	•			
Installation in			•			

	IECEX / ATEX					
	Class I					
Zone	0	1	2	20	21	22
Ex interface	•	•	•	•	•	•
Installation in			•			

Selection Table						
Number of channels	1					
Signal types	SIL		Connection type	Product Type	Art. No.	Weight lb
RTD, potentiometer	2		Screw terminal	9282/11-51-16s	261452	0.37 lb
			Spring clamp terminal	9282/11-51-16k	261454	0.37 lb
Thermocouple, mV source	2		Screw terminal	9282/12-51-16s	261453	0.39 lb
	-		Spring clamp terminal	9282/12-51-16k	261455	0.39 lb

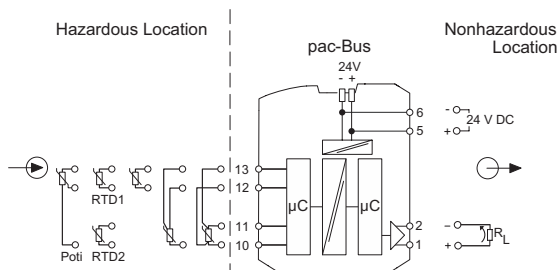
The 9282/12-51-16 comes supplied with a Pt100 as cold junction compensation, for mounting on the terminal.

Parameterisation ex works optionally available for all variants. Part No. 299646

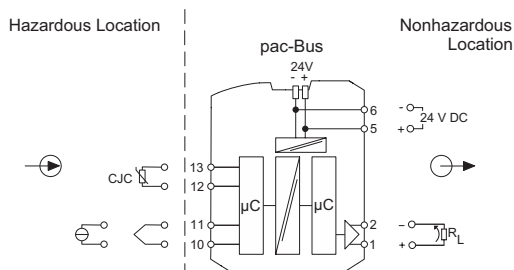
Technical Data		
Variant	9282/11-51-16	9282/12-51-16
Explosion Protection		
IECEX gas explosion protection	Ex ec ic [ja Ga] IIC T4 Gc	Ex ec ic [ja Ga] IIC T4 Gc
IECEX dust explosion protection	[Ex ia Da] IIIC	[Ex ia Da] IIIC
IECEX firedamp protection	[Ex ia Ma] I	[Ex ia Ma] I
Certificates	ATEX (IBE), Canada (UL), IECEX (IBE), India (PESO), Korea (KTL), SIL (TUN), USA (UL)	ATEX (IBE), Canada (UL), IECEX (IBE), India (PESO), Korea (KTL), SIL (TUN), USA (UL)
Ship approval	DNV	DNV
Safety Data		
Max. voltage U_0/V_{oc}	6 V	6 V
Max. current I_0/I_{sc}	16.8 mA	16.8 mA

Technical Data		
Variant	9282/11-51-16	9282/12-51-16
Safety Data		
Max. power P_o	25.2 mW	25.2 mW
Safety-related max. voltage	253 V	253 V
Auxiliary Power		
Auxiliary power	24 V DC	24 V DC
Input		
Input thermocouple	—	J, K, E, R, S, T, B, N (IEC 584), C, D (ASTM), U, L (DIN 43710), L, A1, A2, A3, M (GOST 8.585)
Input RTD	Pt 50, Pt 100, Pt 200, Pt 500, Pt 100S, Pt 500S, Ni 100, Ni 500, Cu 50, Cu 53	—
Input resistance temperature detector (RTD) Connection type	2-, 3-, 4-wire connection	—
Potentiometer input	Up to 50 k Ω	—
Output		
Output	0/4 to 20 mA active/source	0/4 to 20 mA active/source
Load resistance R_L	0 ... 600 Ω	0 ... 600 Ω
Ambient Conditions		
Ambient temperature °F	-40°F ... +158°F	-40°F ... +158°F
Ambient temperature °C	-40 °C ... +70 °C	-40 °C ... +70 °C
Storage temperature °F	-40°F ... +176°F	-40°F ... +176°F
Storage temperature °C	-40 °C ... +80 °C	-40 °C ... +80 °C
Mounting / Installation		
Mounting type	DIN rail NS35/15, NS35/7.5	DIN rail NS35/15, NS35/7.5

Technical Drawings – Subject to Alterations



Connection diagram 9282/11-51-16



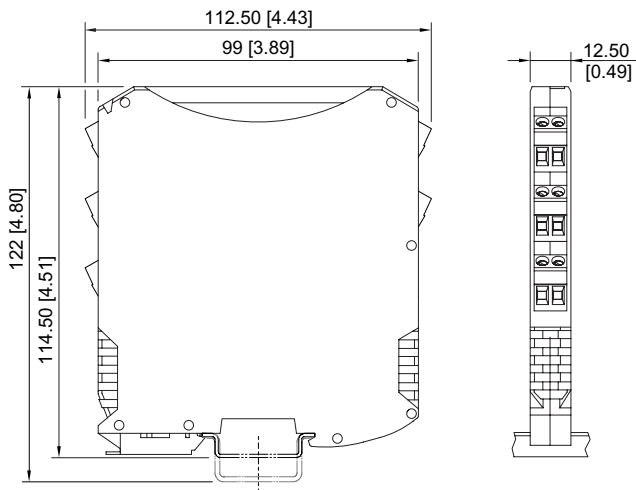
Connection diagram 9282/12-51-16

Accessories

Figure	Description	Product Type	Art. No.	Weight lb
External reference junction				
	External reference junction for 2 x thermocouple (1 x Pt100 for 2-, 3- or 4-wire connection) integrated into the 4-pin terminal block. Mounted on a DIN rail.	9191/VS-04	160675	0.07
Parameterization adapter				
	Used for parameterization and diagnostics on 9282 series ISpac isolators. Interface to PC: USB Scope of delivery: Adapter and cable (software is available to download online at r-stahl.com, WebCode: 9282A)	9199/20-04 parameterization adapter	261507	0.35

Dimensional Drawings (All Dimensions in mm [inches]) – Subject to Alterations

07 b



ISpac Series 9260, 9265, 9270, 9275, 9276,
9282 with screw terminal