



- Quad certified control stations (NEC®, CE Code, ATEX, IECEx)
- Lightweight enclosure made of fiber glass reinforced polyester (FRP), excellent for corrosive atmospheres
- Offers a variety of pushbuttons, illuminated pushbuttons, control switches and LEDs for different configurations
- Customizable control stations available upon request with different entry, contact options and additional certifications

MY R. STAHL 8040E



R. STAHL's series 8040 NEC® / CE Code control stations utilize explosion-protected components with non-metallic enclosures for the ultimate flexibility, safety and durability in hazardous and hostile locations. Choose from one of the standard versions or contact us for a customized solution.

	NEC® 500 CE Code Appendix J					
	Class I		Class II		Class III	
Division	1	2	1	2	1	2
Ex interface						
Installation in		•		•		•

	CE Code Section 18					
	NEC® 505 Class I			NEC® 506		
Zone	0	1	2	20	21	22
Ex interface						
Installation in		•				

	IECEx / ATEX					
	Zone	0	1	2	20	21
Ex interface						
Installation in		•	•		•	•

Selection Table									
Product variant		LED indicator lamp							
Figure	Installation position top	Built-in element top	Installation position middle	Built-in element middle	Installation position bottom	Built-in element bottom	Product Type	Art. No.	Weight lb
	-	-	Indicator lamp bezel, Red, With silicone seal	LED indicator lamp	-	-	8040/11E8X-54C01SA70	287009	1.63 lb
	-	-	Indicator lamp bezel, Green, With silicone seal	LED indicator lamp	-	-	8040/11E8X-54C02SA70	287010	1.63 lb
	-	-	Indicator lamp bezel, Red, With silicone seal	LED indicator lamp	-	-	8040/12E8X-54C01SA70	287017	1.55 lb
Product variant		LED indicator lamp and 2-pole maintained control switch with switch insert 8008							
Figure	Installation position top	Built-in element top	Installation position middle	Built-in element middle	Installation position bottom	Built-in element bottom	Product Type	Art. No.	Weight lb
	Indicator lamp bezel, Red, With silicone seal	LED indicator lamp	-	-	Small handle, 0/OFF-I/ON (1x 90°), With silicone seal	Control switch 8008/2-002	8040/12E8X-54C01SA70-32G02SF01	287012	2.24 lb

Selection Table									
Product variant LED indicator lamp and twin pushbutton									
Figure	Installation position top	Built-in element top	Installation position middle	Built-in element middle	Installation position bottom	Built-in element bottom	Product Type	Art. No.	Weight lb
	Indicator lamp bezel, Red, With silicone seal	LED indicator lamp	-	-	Twin pushbutton, "STOP"/red - "START"/green, With silicone seal	Contact element NC/NO	8040/12E8X-54C01SA70-23D08SA05	287014	1.98 lb
Product variant Maintained control switch 2-pole with switch element 8008									
Figure	Installation position top	Built-in element top	Installation position middle	Built-in element middle	Installation position bottom	Built-in element bottom	Product Type	Art. No.	Weight lb
	-	-	Large handle, 0/OFF-I/ON (1x 90°), With silicone seal	Control switch 8008/2-002	-	-	8040/12E8X-36102SF01	287028	1.75 lb
	-	-	Large handle, HAND-0-AUTO (2x 45°), With silicone seal	Control switch 8008/2-027	-	-	8040/12E8X-36106SF12	287029	1.89 lb
	-	-	Large handle, LOCAL-REMOTE (1x 90°), With silicone seal	Control switch 8008/2-016	-	-	8040/12E8X-36108SF05	287030	1.54 lb
Product variant Maintained selector switch with contact elements 8082									
Figure	Installation position top	Built-in element top	Installation position middle	Built-in element middle	Installation position bottom	Built-in element bottom	Product Type	Art. No.	Weight lb
	-	-	Small handle, Latching/latching, 0/OFF-I/ON (1x 60°), With silicone seal	Contact element NO/NO	-	-	8040/11E8X-26M01SA04	287007	1.68 lb
			Small handle, Latching/latching, LOCAL-REMOTE (1x 60°), With silicone seal	Contact element NC/NO	-	-	8040/11E8Z-26M01SA05	287023	1.64 lb
	-	-	Small handle, Latching/latching/latching, HAND-0-AUTO (2x 60°), With silicone seal	Contact element NO/NO	-	-	8040/11E8Z-26M03SA04	287024	1.64 lb
Product variant Mushroom maintained									
Figure	Installation position top	Built-in element top	Installation position middle	Built-in element middle	Installation position bottom	Built-in element bottom	Product Type	Art. No.	Weight lb
	-	-	E-STOP mushroom maintained, Red - (rotating arrow), Protective collar	Contact element NC/NC	-	-	8040/11E8-C2494	290554	2.1 lb
	-	-	E-STOP mushroom maintained 55, Red - (rotating arrow), With silicone seal	Contact element NC	-	-	8040/11E8X-15L07SA01	287005	1.64 lb
	-	-	E-STOP mushroom maintained 55, Red - (rotating arrow), With silicone seal	Contact element NC/NC	-	-	8040/12E8X-15L07SA03	287011	1.63 lb

Selection Table									
Product variant									
Pushbutton									
Figure	Installation position top	Built-in element top	Installation position middle	Built-in element middle	Installation position bottom	Built-in element bottom	Product Type	Art. No.	Weight lb
	-	-	Pushbutton, Green – "START", With silicone seal	Contact element NC/NO	-	-	8040/12E8X-01L12SA05	287018	1.58 lb
	Pushbutton, Green – "START", With silicone seal	Contact element NC/NO	-	-	Pushbutton, red – "STOP", With silicone seal	Contact element NC/NO	8040/12E8X-01L12SA05-01L09SA05	287013	2 lb
Product variant									
Twin pushbutton									
Figure	Installation position top	Built-in element top	Installation position middle	Built-in element middle	Installation position bottom	Built-in element bottom	Product Type	Art. No.	Weight lb
	-	-	Twin pushbutton, "STOP"/red – "START"/green, With silicone seal	Contact element NC/NO	-	-	8040/11E8X-23D08SA05	287008	1.66 lb

Cross-reference List

Contact Symbols		Order Number			
IEC	NEMA	Previous Version	Product Type	Art. No.	
		8040/114-Y150	8040/11E8X-15L07SA01	287005	
		8040/114-O2MN1	8040/11E8X-26M01SA04	287007	
		8040/114-U2312	8040/11E8X-23D08SA05	287008	
		8040/114-PLR0	8040/11E8X-54C01SA70	287009	
		8040/114-PLG0	8040/11E8X-54C02SA70	287010	
		8040/124-C150	8040/12E8X-15L07SA03	287011	
		8040/224-PLR0-N021	8040/12E8X-54C01SA70-32G02SF01	287012	

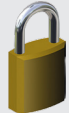


	Contact Symbols		Order Number		
	IEC	NEMA	Previous Version	Product Type	Art. No.
			8040/224-U011-U012	8040/12E8X-01L12SA05-01L09SA05	287013
			8040/224-PLR0-U2312	8040/12E8X-54C01SA70-23D08SA05	287014
			8040/124-PLR0	8040/12E8X-54C01SA70	287017
			8040/124-U011	8040/12E8X-01L12SA05	287018
			8040/114-U2MN4	8040/11E8Z-26M01SA05	287023
			8040/114-O3MMN3	8040/11E8Z-26M03SA04	287024
			8040/124-L021	8040/12E8X-36I02SF01	287028
			8040/124-L273	8040/12E8X-36I06SF12	287029
			8040/124-L164	8040/12E8X-36I08SF05	287030
			8040/114-C100-LK03	8040/11E8-C2494	290554

Technical Data

Explosion Protection

Area of application	European Union (ATEX) Canada IECEX USA
Certificate ULus	E182378V1S5
Marking ULus	Class I, Div. 2, Groups A,B,C,D Class II, III, Div. 2, Groups F,G Class I, Zone 1, AEx db eb IIC T6 Enclosure Type 3, 4, 4X
Certificate cUL	E182378V1S5
Marking cUL	Ex db eb IIC T6 Class I, Div. 2, Groups A,B,C,D Class II, III, Div. 2, Groups F,G Enclosure Type 3, 4, 4X
IECEX gas explosion protection	Ex db eb IIC T6 Gb
IECEX dust explosion protection	Ex tb IIIC T80 °C Db



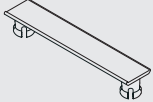
Technical Data	
Explosion Protection	
ATEX gas explosion protection	II 2 G Ex db eb IIC T6 Gb
Certificates	ATEX (PTB), Brazil (ULB), China (NEPSI), IECEx (PTB), India (PESO), Korea (KGS), Taiwan (ITRI), USA (UL)
Ship approval	DNVGL
Notes	Product label for standard configurations as NEC®, CE Code, ATEX, and IECEx. For additional certifications, contact factory.
Electrical Data	
Rated operational voltage AC	550 V
Rated operational current	10 A
Ambient Conditions	
Ambient temperature °F	-76 °F ... +104 °F
Ambient temperature	-60 °C ... 40 °C
Mechanical Data	
Enclosure type (UL50 & UL50E)	3, 4, 4X
Degree of protection IP (IEC 60529)	IP66
Enclosure material	Polyester resin, Fiberglass reinforced
Seal	Silicone, foamed
Silicone-free	No
Cover fixing type	With captive screws, M4 stainless steel screws
Connection cross-section max.	2.5 mm ²
Notes	Standard actuator with silicone. Silicone-free on request only.
Components	
Flange and plates	Metal plate, bottom
Cable glands and entries	NPT 3/4
Entry type	CMP
Entry 1 type	Metal adaptor
Entry 1	NPT 3/4"
Metal entry possible for entry 1	Yes
Additional variations upon request.	

Accessories				
Figure	Description	Product Type	Art. No.	Weight lb
Cylinder lock				
	for lockout (bracket Ø 3)	cylinder lock no. 222/15	107115	0.04
Indicator lamp bezel BG054				
	Diameter 39 mm All colors Silicone-free: No	8602C3-054-S-C06	223123	0.05
Mushroom maintained 55 mm E-STOP BG015				
	Ø 55 mm Yellow/red Designation plate: With yellow backing plate Front panel mounting Silicone-free: No	8602C3-015-S	244637	0.12

Accessories				
Figure	Description	Product Type	Art. No.	Weight lb
Pushbutton BG001				
	Ø 39 mm Black Designation plate: Black, blank disc without text Front panel mounting Silicone-free: No	8602C3-001-S	223692	0.07
Rotary actuator, large BG731				
	8602C3-731-S-45X-E08 Ø 65 mm Handle color: Black Protective collar color: Black Designation plate: 0/OFF - I/ON Lockable in: 45° Not installed -60 °C ... 70 °C Silicone-free: No	8602C3-731-S-45X-E08	227226	0.09
	8602C3-731-S-90X-E02 Ø 65 mm Handle color: Black Protective collar color: Black Designation plate: 0/OFF - I/ON Lockable in: 90° Pre-installed -60 °C ... 70 °C Silicone-free: No	8602C3-731-S-90X-E02	251126	0.09
	8602C3-731-S-90X-E08 Ø 65 mm Handle color: Black Protective collar color: Black Designation plate: 0/OFF - I/ON Lockable in: 90° Not installed -60 °C ... 70 °C Silicone-free: No	8602C3-731-S-90X-E08	227224	0.09
Small rotary actuator, not lockable BG726				
	Ø 39 mm Black Designation plate: I - 0 - II Number of switching positions: 3 Lockable in: Not padlockable Front panel mounting Switching function: maintained / maintained / maintained Silicone-free: No	8602C3-726-S-M03-03-E03	244649	0.09
Small rotary actuator, not lockable BG726				
	Ø 39 mm Black Designation plate: 0/OFF - I/ON Number of switching positions: 2 Lockable in: Not padlockable Front panel mounting Switching function: maintained / maintained Silicone-free: No	8602C3-726-S-M01-02-E08	244647	0.09
Twin pushbutton BG023				
	Black Front panel mounting Silicone-free: No	8602C3-023-S	244639	0.1

Spare Parts				
Figure	Description	Product Type	Art. No.	Weight lb
Caps for BG054				
	for indicator lamp, all colors packaged	Accessories 8602C3 caps all color	248685	0.02
Designation plates set for BG001, BG023				
	Button label set contains 9 labels 6x blank label without text in the colors red, green, white, blue, yellow, black 1x label in the color red, text: STOP 1x label in the color green, text: START 1x label in the color blue, text: RESET	Accessories 8602C3 button label Set A	321791	0.01
Label holder				
	Size 1, without insert disc, 1-line label for actuators Ø 39	8602/3	223566	-
	Size 2, without insert disc, 1- or 2-line label for actuators Ø 39	8602/3	223567	-
	Size 3, without insert disc, 1-, 2- or 3-line label for actuators Ø 39	8602/3	223568	-
Label set for BG732				
	The label set contains three dia. 30.8 mm labels 1x label with text HAND-0-AUTO 1x label with text LOCAL-REMOTE 1x label blank	Accessories 8602C3 label Ø30,8 SK Set A	321792	0.01
Locking devices				
	8602C3-753 for not actuated pushbutton BG001	8602C3-753	244870	0.2
	8602C3-755 for not actuated pushbutton BG001	8602C3-755	244872	0.2
	8602C3-754 for actuated pushbutton BG001	8602C3-754	244871	0.2
Protective collar				
	8602C3-751 plastic/yellow for mushroom stay-put button with key lock/mushroom stay-put button dia. 39 BG006, BG009, BG010, BG012	8602C3-751	257708	0.04

Spare Parts

Figure	Description	Product Type	Art. No.	Weight lb
Rotary actuator, small				
	Diameter 39 mm, not lockable, 90° position Seal: Silicone, for up to -60 °C	8602C3-732-S-90G-E08	264002	0.09
Special key				
	for tightening plastic locking nut	Actuator wrench 8602	169101	0.07
Tag label				
	plain for attaching to enclosure 8040; moulded material; with paper insert strip	Tag label for 8040 blank	130673	0.07

Dimensional Drawings (All Dimensions in mm [inches]) – Subject to Alterations

